



## REMOTE DISPLAY EPM 720

The new Remote Display is simply a must-have tool for the LC 7000 Computer Alignment System.

Users of the LC 7000 have grown accustomed to the advantages of color LCD screens built into the Alignment Heads. The Remote Display puts those same advantages in a light-weight wireless package a technician can use anywhere. These advantages include:

### The ability to control live WindSpeed 7000 Software functions from remote locations.

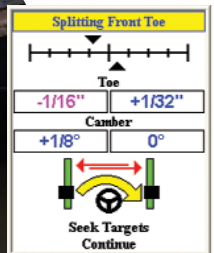
Imagine the advantage of operating WindSpeed 7000 in the cab of the truck as if you were standing at the computer. You can advance screens or back up. You can seek laser targets or make a printout. You can even check what wireless components are communicating with the computer. The Remote Display basically allows you to control our Windspeed 7000 software in a simple to understand user friendly format.

### Taking measurements and making live corrections to toe, camber, caster and rear tracking.

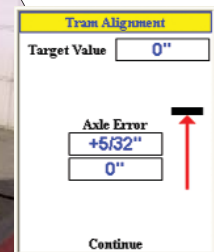
Now consider the advantages of that control over Windspeed when you have adjustments to make. You now have complete freedom from the computer monitor and can view live readings under the truck, in the cab or behind the truck. It is possible to do a rear axle alignment on a truck within the radio range of the remote display. Imagine walking outside or to another bay to do a complete rear axle alignment with live axle errors displayed on the Remote Display! The Remote Display is a guaranteed way to save time when gauging the truck and making corrections.

### The ability to gauge and document Tread Depth

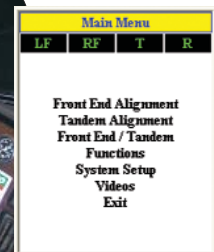
An exciting option for the Remote Display is the Tread Depth Gauge which allows technicians to calculate tire wear for every tire on virtually every type of vehicle. When performing an alignment, WindSpeed 7000 saves tread depth measurements with the vehicle's alignment data and can be printed or stored for future reference. If desired, tread depth measurements can also be taken as a stand alone from an alignment.



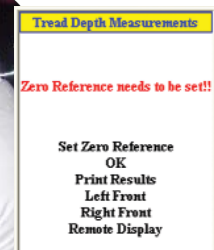
THE REMOTE DISPLAY ALLOWS THE TECHNICIAN TO MAKE ADJUSTMENTS WITH LIVE READINGS, ANYWHERE.



LIVE AXLE ERROR IS DISPLAYED RIGHT WHERE THIS REAR AXLE ADJUSTMENT IS BEING PERFORMED.



TECHNICIANS CAN CONTROL WINDSPEED 7000 FUNCTIONS, FROM THE MAIN MENU AND BEYOND.



AN OPTIONAL TREAD DEPTH GAUGE CALCULATES AND SAVES EACH TRUCKS TIRE WEAR DATA IN OUR WINDSPEED 7000 SOFTWARE.