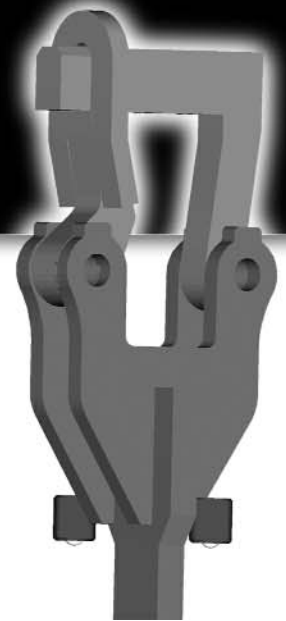






404075 CONFINED AREA CLEVIS



Bee Line introduces a new heavy duty axle clevis that expands the functionality of our proven 406 Axle Tools. The new 404075 Confined Area Clevis is designed to slip around the axle on the outside of the spring seat on most trucks with 16,000 pounds or greater axles. The universal design eliminates the removal of the tie rod and on most cases the drag link when making a positive camber correction. Add the 404075 Confined Area Clevis to your shops axle tooling and perform axle corrections on a wider variety of trucks in less time.



EACH CLEVIS COMES AS A 3 PIECE SET. THE 404076 CLEVIS LEG. THE 404080 SMALL CLEVIS WELDMENT AND A SELF LOCKING PIN. TWO 404075 CLEVISES ARE REQUIRED.




THE NEW CLEVIS WORKS WITH THE 406 AXLE TOOL GROUP.



THE 404076 RESTS ON TOP OF THE AXLE AND UNDER THE STEERING ARM.



THE 404080 IS DESIGNED TO SLIDE BETWEEN THE AXLE AND TIE ROD ON HEAVY DUTY AXLES.



A PIN HOLDS TWO PIECES OF THE CLEVIS TOGETHER WHEN THERE IS NO FORCE BEING APPLIED.